



STATESMAN WINDOWS

For all your Residential
window needs

Statesman enhanced living

Statesman manufacture a full range of aluminium and western red cedar windows and doors. Including awning, horizontal and vertical sliding windows hinged and sliding doors in over 100 powdercoat colours. Natural anodised is also available.

We offer a normal lead time for supply only windows of 1-2 weeks for house lots, and a 1-3 day service for your urgent needs. A full supply and installation service for replacement of Windows, Doors, Showerscreens, Security Screens, and Glass Blocks are also available.

So whether you are building a new home or renovating your existing one, Statesman can cater for your every need.

Statesman is a South Australian company based on service and quality products at competitive prices offering fast, efficient, friendly service. Highest quality products, when and where you need them.



STATESMAN WINDOWS

Your local window manufacturer
with over 30 years experience.

Manufacturers of quality aluminium & western red cedar windows, french, hinged, sliding, stacker & bifold doors, stainless view & security screens, pivot shower screens, mirrors, glassblocks, semi commercial & fixed windows.



sliding windows

The latest in technical design has been incorporated into the Statesman Series MK VI Sliding Windows. This is the most popular Statesman window as it lends itself to any situation.

Running on strong nylon rollers, it has a beautiful smooth horizontal sliding action. The self locking catch is height adjustable and can be raised or lowered to a convenient position.

The window has a wide self-draining sill, the internal baffle prevents bowl-back and the sliding panel, when unlocked, can be removed for easy cleaning of all glass surfaces.

Flyscreens easily fitted from inside. No clips or buttons to break.

STANDARD SIZE RANGE

These window sizes are a guide only. Special sizes are charged at the nearest standard size.

There is no surcharge for special size windows.

Windows to suit all categories

External flange or centre fin

Two Day supply only

Windows 52mm wide (compare others)

Polywrap for protection during construction if required

STUD	OPENING	BRICK OPENING & FRAME SIZE									
		670mm	970mm	1270mm	1570mm	1870mm	2170mm	2470mm	2770mm	3070mm	
660mm	600mm	SF0606	SF0609	SF0612	SF0615	SF0618	SFS0621	SFS0624	SFS0627	SFS0630	
960mm	900mm	SF0906	SF0909	SF0912	SF0915	SF0918	SFS0921	SFS0924	SFS0927	SFS0930	
1060mm	1000mm	SF1006	SF1009	SF1012	SF1015	SF1018	SFS1021	SFS1024	SFS1027	SFS1030	
1260mm	1200mm	SF1209	SF1212	SF1215	SF1218	SFS1221	SFS1224	SFS1227	SFS1230		
1360mm	1300mm	SF1312	SF1315	SF1318	SFS1321	SFS1324	SFS1327	SFS1330			
1560mm	1500mm	SF1512	SF1515	SF1518	SFS1521	SFS1524	SFS1527	SFS1530			
1860mm	1800mm	SF1809T	SF1812T	SF1815T	SF1818T	SFS1821T	SFS1824T	SFS1827T	SFS1830T		
2160mm	2100mm	SF2109T	SF2112T	SF2115T	SF2118T	SFS2121T	SFS2124T	SFS2127T	SFS2130T		
2160mm	2100mm	SF2118T	SFS2121T	SFS2124T	SFS2127T	SFS2130T					

Centre opening windows available in all SFS size ranges



STATESMAN
WINDOWS

All window types can be fitted with colonial bars, midrails, security screens, ventlocks, timber reveals, subframes and building lugs where required.



double hung windows

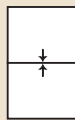
The smooth vertical sliding action plus the ability to open the top and bottom sashes for added air circulation makes the Statesman Series 205 Double Hung Window very popular. A good looker in any part of the home.

Aluminium bars are available to transform windows into the colonial style.

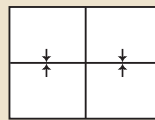
The Statesman Series 205 Double Hung Window offers continuous smooth, uniform sash operation, through the concealed spring balances. Jamming and rattling are eliminated and the aluminium sections cannot warp or shrink.

DH go to 2100 in height as a single unit and as in the Sliding Window fixed lites can be fitted either horizontally or vertically to give a wide choice of sizes and combinations, e.g. FDF, FD, DF etc.

BASIC DESIGNS



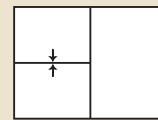
D



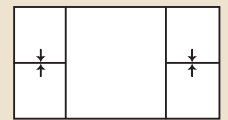
D

D

CAN BE LH OR RH



DF



D

F

D

Overall window sizes are the same for the Double Hung as for MK VI Sliding Windows on the opposite page.

205 Windows can be made in the Double Hung, e.g. both sashes move up and down (flyscreens fit to full height of window security

locks cannot be fitted), or in the Single Hung type which means only the bottom sash moves up and down, the top sash is fixed in position and flyscreens fit to half the window. Security locks can be fitted. Double Hung are designated DH and Single Hung SH.

awning windows

The pleasing appearance and excellent performance of the Statesman Series 2 Awning Window combine to withstand the harsh Australian climatic conditions. They are weatherproof to protect interiors from rain, wind and dust.

The unique advantage of the Statesman Series 2 awning Window is the ability to control ventilation by the simple in-and-out movement of the sash.

Increasing in popularity each year, this awning style opens outward from the bottom and gives an uninterrupted view from inside and an elegant look from outside.

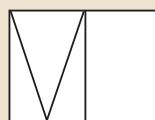
Overall window sizes are the same for Awning as for MK VI Sliding Windows on the opposite page.



BASIC DESIGNS



A



AF

CAN BE LH OR RH



AA



AFA

Awnings go to 1800 high as a single unit. As in Sliding and Double Hung, fixed lites can be fitted either horizontally or vertically to give a wide choice of sizes and designs.

Airlie essential and signature sliding doors

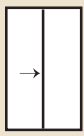



NEW

standard size range

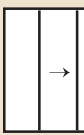

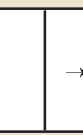
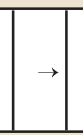
Standard sizes will vary for products performing to higher wind pressures


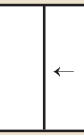

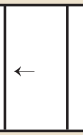
Upgraded performance products available





N3	Wind Classification
610Pa	Serviceability
1500Pa	Ultimate Strength
150Pa	Water Penetration

STUD	OPENING	1510mm	1870mm	2170mm	2470mm
STUD	FRAME SIZE	1450mm	1810mm	2110mm	2410mm
2130mm	2100mm				
		SF2115	SF2118	SF2122	SF2124

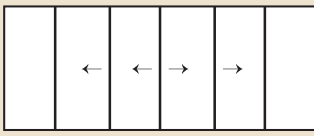
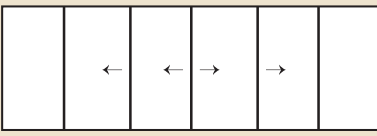
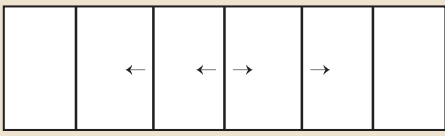
note: Also available as FS configuration

STUD	OPENING	2210mm	2750mm	3200mm	3650mm
STUD	FRAME SIZE	2150mm	2690mm	3140mm	3590mm
2130mm	2100mm				
		FSF2122	FSF2127	FSF2132	FSF2136

STUD	OPENING	2924mm	3650mm	4244mm	4844mm
STUD	FRAME SIZE	2864mm	3590mm	4184mm	4784mm
2130mm	2100mm				
		FSSF2129	FSSF2136	FSSF2143	FSSF2148

STUD	OPENING	2210mm	2750mm	3200mm	3650mm
STUD	DOOR SIZE	2150mm	2690mm	3140mm	3590mm
2130mm	2100mm				
		SSF2122	SSF2127	SSF2132	SSF2136

note: Also available as FSS configuration

STUD	OPENING	4326mm	5406mm	6306mm
STUD	DOOR SIZE	4266mm	5346mm	6246mm
2130mm	2100mm			
		FSSSF2143	FSSSF2153	FSSSF2162

S = Sliding Panel F = Fixed Panel (Viewed from exterior)

finish

Any powdercoat colour.
Also available in clear anodised.

glazing

Standard sized panels are supplied with toughened safety glass, either toughened or laminated glass can be used in special sized doors.

insect screen

External sliding black fibre glass meshed insect screens are available for all doors.

colonial bars

Are available to change the standard door unit into colonial or federation style.

highlites

Fixed panel highlites are available.

door or window coupling bar

An attractive extruded aluminium coupling Bars available to allow windows and doors to be vertically or horizontally coupled.

extra

Patio Bolts, Security Doors and Stainless View are available.

windows | doors | balustrade | insect & safety screens | showerscreens | mirrors



879 Port Road, Cheltenham SA 5014
PO Box 5112, Alberton SA 5014
Ph **8345 1911** F 8345 1944
email: sales@states.com.au

Manufacturers of Aluminium & Western Red Cedar Doors and Windows,
Showerscreens, Glass Blocks, Stainless View & Security Screens.

Proudly Australian owned, made and operated for over 30 years

Statesman's products are proudly made by Australians in Australia and designed specifically to meet all Australian conditions

