

# Airlie sliding and stacker doors

**NEW  
PRODUCT**

Statesman enhanced living



**S** STATESMAN  
WINDOWS

Statesman's **NEW**  
sliding and stacker door range

Manufacturers of quality aluminium & western red cedar windows, french, hinged, sliding, stacker & bifold doors, invisi-guard & security screens, pivot & sliding shower screens, mirrors, glassblocks, lockfast balustrade, wardrobe doors, semi commercial, fixed windows.

# Airlie essential

Enhance your home with Statesman's NEW **Airlie Essential** sliding and stacker doors.

With their uncluttered lines and large glass areas, Airlie Essential doors bring optimum natural light and a sense of space into any room.


Through their wide openings, Airlie Essential sliding and stacker doors can open your home to the great outdoors, giving you easy access to patios, sundecks, courtyards and gardens.

Superior assembly, materials and fittings ensures ease of use, long life and excellent security. Available in a wide range of sizes and configurations, Airlie Essential doors are suitable for both contemporary and traditional designs.

## key features



Improved key positioning for easier operation



Integrated tracks for insect, safety and Bradnam's **Stainless View™** screens



Rounded box section interlocks and mullions prevent curtains from being damaged by sharp edges

## essential door

### other features and benefits

- Clean, uncluttered profile for a modern, streamlined look
- Santoprene carbon seals for improved sealing and UV stability
- Enhanced acoustic and energy performance
- New handle with mortice lock for superior security
- Tested to Australian standards (AS1288, AS2047)

### applications

- Residential construction
- Renovation
- Unit complexes

## options

- Accessibility sill for wheelchair access (sliding door only)
- Available with sidelites

## performance parameters (inclusive)

Maximum door height	2450mm
Maximum door width	6246mm
Maximum panel width	1350mm
Maximum panel weight	50kg
Maximum water rating	300pa
Maximum wind rating	N4 (as per AS4055 – Wind loads for housing)
Maximum glass thickness	6.76mm (single glazed)
Maximum acoustic rating	Rw30

**note:** Subject to local variations, climate requirements, and confirmation of structural performance

All Airlie Doors come with Statesman's **7 Year Warranty\*** and a 3 Year Moving Part Guarantee

\* Workmanship and Material – Subject to standard warranty terms and conditions




# Airlie signature

**Airlie Signature** sliding and stacker doors have been designed in response to emerging architectural trends and performance requirements.


These premium doors offer superior features that set them apart from competitors' products for durability, performance and design excellence.

With a maximum height of 2850mm and corner stacking configurations available (90° and 135°), Airlie Signature doors allow expansive openings to be achieved.


Combine this with superior weather, acoustic and energy capabilities, Airlie Signature sliding and stacker doors open up a whole new world of design and performance options for discerning renovators, homeowners, builders and designers.



Euro Track roller system and roller guard ensures smooth sliding action  
*Essential and Signature only*



90° and 135° sliding configurations available  
*Signature only*



5 track system allows for 11 different sliding configurations – 5 standard / 6 non standard  
*Signature only*

## signature door

### other features and benefits

- Clean, uncluttered profile for a modern, streamlined look
- Inside and outside sliding panels available
- Santoprene carbon seals for improved sealing and UV stability
- New handle with mortice lock for superior security
- Tested to Australian standards (AS1288, AS2047)

### applications

- Residential construction
- Renovation
- High-rise / Unit complexes
- Low-rise buildings

### options

- Available with sidelites and hilites (subject to confirmation of structural performance)
- Upgrade to 600pa sill for improved performance

### performance parameters

Maximum door height	2850mm
Maximum door width	6246mm
Maximum panel width	1350mm
Maximum panel weight	100kg
Maximum water rating	Standard sill = 360pa High performance sill = 600pa*
Maximum wind rating	N6 (as per AS4055 – Wind loads for housing)
Maximum glass thickness	12.76mm (single glazed) / 20mm (IGUs)
Maximum acoustic rating	Rw35* (single glazed) (estimate only)

\* Does not apply to 166mm frame

**note:** Subject to local variations, climate requirements, and confirmation of structural performance

# Airlie essential and signature sliding doors

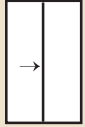



N3	Wind Classification
610Pa	Serviceability
1500Pa	Ultimate Strength
150Pa	Water Penetration

**NEW**

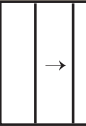



standard size range

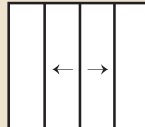
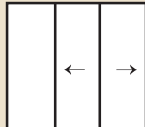
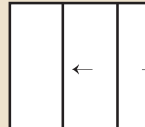
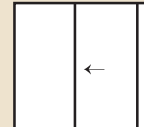
Standard sizes will vary for products performing to higher wind pressures

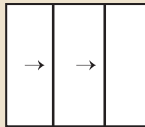
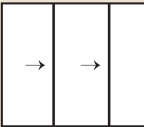
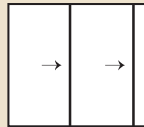
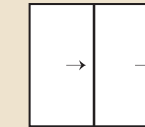
Upgraded performance products available

STUD	OPENING	1510mm	1870mm	2170mm	2470mm
	FRAME SIZE	1450mm	1810mm	2110mm	2410mm
2130mm	2100mm				
		SF2115	SF2118	SF2122	SF2124

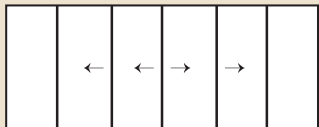

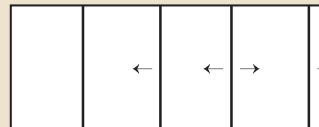
**note:** Also available as FS configuration

STUD	OPENING	2210mm	2750mm	3200mm	3650mm
	FRAME SIZE	2150mm	2690mm	3140mm	3590mm
2130mm	2100mm				
		FSF2122	FSF2127	FSF2132	FSF2136

STUD	OPENING	2924mm	3650mm	4244mm	4844mm
	FRAME SIZE	2864mm	3590mm	4184mm	4784mm
2130mm	2100mm				
		FSSF2129	FSSF2136	FSSF2143	FSSF2148

STUD	OPENING	2210mm	2750mm	3200mm	3650mm
	DOOR SIZE	2150mm	2690mm	3140mm	3590mm
2130mm	2100mm				
		SSF2122	SSF2127	SSF2132	SSF2136

**note:** Also available as FSS configuration

STUD	OPENING	4326mm	5406mm	6306mm
	DOOR SIZE	4266mm	5346mm	6246mm
2130mm	2100mm			
		FSSSF2143	FSSSF2153	FSSSF2162

S = Sliding Panel F = Fixed Panel (Viewed from exterior)

## finish

Any powdercoat colour. Also available in clear anodised.

## glazing

Standard sized panels are supplied with toughened safety glass, either toughened or laminated glass can be used in special sized doors.

## insect screen

External sliding black fibre glass meshed insect screens are available for all doors.

## colonial bars

Are available to change the standard door unit into colonial or federation style.

## highlites

Fixed panel highlites are available.

## door or window coupling bar

An attractive extruded aluminium coupling Bars available to allow windows and doors to be vertically or horizontally coupled.

## extra

Patio Bolts, Security Doors and Invisi-gard are available.

windows | doors | balustrade | insect & safety screens | showerscreens | mirrors



879 Port Road, Cheltenham SA 5014  
 PO Box 5112, Alberton SA 5014  
 Ph **8345 1911** F 8345 1944  
 email: sales@states.com.au

Manufacturers of Aluminium & Western Red Cedar Doors and Windows, Showerscreens, Glass Blocks, Invisi-gard, Security Screens & Lockfast Balustrade.

Proudly Australian owned, made and operated for over 30 years

Statesman's products are proudly made by Australians in Australia and designed specifically to meet all Australian conditions

